


**County of Jefferson**  
**Office of the County Administrator**



**Historic Courthouse**  
195 Arsenal Street, 2<sup>nd</sup> Floor  
Watertown, NY 13601-2567  
Phone: (315) 785-3075 Fax: (315) 785-5070

November 29, 2018

**TO:** Members of Health & Human Services  
**FROM:** Robert F. Hagemann, III, County Administrator   
**SUBJECT:** Health & Human Services Committee Agenda

Please let this correspondence serve as notification that the Health & Human Services Committee will meet on **Tuesday, December 4, 2018 at 6:00 p.m.** in the Board of Legislators' Chambers. Following is a list of agenda items for the meeting:

**Resolutions:**

1. Appointing Member to the Jefferson County Office for Aging Advisory Council
2. Authorizing Agreements for Provision of Services to Elderly of Jefferson County
3. Amending 2018 County Budget Relative to Mental Health Programs and Authorizing Amended Agreements in Relation Thereto
4. Authorizing Agreement with NYSDOH for Rabies Program
5. Appointing Member to Jefferson County Public Health Service Professional Advisory Committee

**Informational Items:**

1. Monthly Departmental Reports:
  - Office for Aging
  - Community Services
  - Public Health
  - Social Services
  - Veterans Service Agency

If any Committee Member has inquiries regarding agenda items, please do not hesitate to contact me.

RFH:jdj

cc: Office for Aging  
Community Services  
Public Health  
Social Services

Veterans Service Agency  
County Attorney  
County Treasurer

**JEFFERSON COUNTY BOARD OF LEGISLATORS**  
**Resolution No. \_\_\_\_\_**

Appointing Member to the Jefferson County Office for Aging Advisory Council

By Legislator: \_\_\_\_\_

Resolved, That, pursuant to Title III of the Older Americans Act, as amended, the below listed individual be and is hereby appointed as a member of the Advisory Council of the Jefferson County Office for Aging for a three (3) year term to expire as follows:

| <u>Member</u>           | <u>Term Expires</u> |
|-------------------------|---------------------|
| <u>New Appointment:</u> |                     |
| Sheila Barney-Pullus    | 12/31/2020          |

Seconded by Legislator: \_\_\_\_\_

---

State of New York    )  
                                  ) ss.:  
County of Jefferson )

I, the undersigned, Clerk of the Board of Legislators of the County of Jefferson, New York, do hereby certify that I have compared the foregoing copy of Resolution No. \_\_\_\_\_ of the Board of Legislators of said County of Jefferson with the original thereof on file in my office and duly adopted by said Board at a meeting of said Board on the \_\_\_\_\_ day of \_\_\_\_\_, 20\_\_\_\_ and that the same is a true and correct copy of such Resolution and the whole thereof.

In testimony whereof, I have hereunto set my hand and affixed the seal of said County this \_\_\_\_\_ day of \_\_\_\_\_, 20 \_\_\_\_.

---

Clerk of the Board of Legislators

---

Sheila Faith Barney-Pullus

414 Lincoln Street  
Watertown, NY 13601

Age: 65

5 years on Transitional Living Services Board

4 years Chair for Alzheimer Fundraiser Walk for when it was run from the Mercy Hospital

3 years I Chaired the Volunteer Transportation Center Chili Cookoff

Legislative Chair for District 5 American Legion Auxiliary

6 Years      National Security Chair for Unit 61 Sterling Street Watertown

6 years      Chaplain for Unit 61

6 years      Legislative Chair for Unit 61

Member FDRLO

Member AUSA

I started my own 501-c3 for those in need called Station WBVS, Inc. Station = a WWII hospital and WBVS = my Father, Wayne Barney's Vital Signs.  
We started as a DBA 4/2009, and then went to a 501-c3.

Our Mission statement is to enrich the lives of others affected by adverse actions or conditions. We hope to further the scope of learning in leadership roles, assisting where needed those adversely affected by current world affairs.

We opened a music instrument lending library for the Watertown City School Children for families that can't afford to rent equipment. They have to have \$10, a Flower Memorial Library Card, and a guardian with a Driver's License. They can then borrow any piece of equipment for any length of time. It is open for any child from K - 12 grade.

We also have started the Kingston Perspective, calling meetings with the Deputy Mayor of Kingston, their economic developers, educators, etc., to have meetings here, and in Kingston. We are having our 6th meeting in 2 weeks. People are always saying we need to be more like Kingston. I believe we have to start somewhere so I called a meeting together at our new philanthropy center and 40 people came. I firmly believe in setting a goal and your sights on a larger trajectory than most. Don't set limits if you can help it.

I am very involved with the Eleanor Roosevelt Val-Kill Medal Ceremony held in Oct. every year. My Aunt Nancy was Eleanor's best friend. I keep in contact with some of the Roosevelt family and work with some of the recipients and their presenters. I have the obligation of taking the information given to me to do research on past colleges, interests, etc. then contact people and invite them to the event. I have the honor of calling people in Paris, Spain, Iraq, etc. If you would please take a moment to look @ the list of people who have received medals you will be amazed. I have been involved since the year 2000. I also, have the great privilege to ask people if they would like to sponsor or purchase tickets - and sometimes they throw in a few thousand dollars. What a hoot!!!!



**JEFFERSON COUNTY BOARD OF LEGISLATORS**  
**Resolution No. \_\_\_\_\_**

Authorizing Agreements for Provision of Services to Elderly of Jefferson County

By Legislator: \_\_\_\_\_

Whereas, The Jefferson County Office for the Aging works for the establishment and expansion of programs and services which assist older persons in the areas of their most urgent needs, and

Whereas, the Office for the Aging is eligible to receive State and Federal funds for the purpose of providing needed programs and services to elderly residents of Jefferson County, and

Whereas, the Office for the Aging and this Board of Legislators desire to contract for the provision of certain programs and services to the elderly.

Now, Therefore, Be It Resolved, That pursuant to Section 95-a of the General Municipal Law, Jefferson County enter into agreements for the period of January 1, 2019 through December 31, 2020 with the below listed parties for provision of such programs and services to elderly residents of Jefferson County and for such consideration as follows:

**Personal Care Services**

**Seniors Helping Seniors** for the period 1/1/19-12/31/20 at a blended (PCI & Respite) hourly rate of \$22.50/hour in 2019, \$23.50/hour in 2020 for the provision of housekeeping services and caregiver services.

**U.S. Care Systems, Inc.** for the period 1/1/19-12/31/20 at a blended (PCI & PC II) hourly rate of \$23.70/hour in 2019, and \$24.73/hour in 2020 for the provision of housekeeping services and \$20.80/hour in 2019 and \$21.83/hour in 2020 for the provision of caregiver services.

and be it further

Resolved, That the Chairman of the Board is hereby authorized and directed to execute said agreements on behalf of Jefferson County, subject to the approval of the County Attorney as to form and content.

Seconded by Legislator: \_\_\_\_\_

**JEFFERSON COUNTY BOARD OF LEGISLATORS**  
**Resolution No. \_\_\_\_\_**

Amending 2018 County Budget Relative to Mental Health Programs  
and Authorizing Amended Agreements in Relation Thereto

By Legislator: \_\_\_\_\_

Whereas, It is necessary to reallocate excess State Aid funds to better align with County mental hygiene priorities within mental health agency programs to ensure the quality of existing mental health services, and

Whereas, The 2018 County Budget needs to be amended to reflect these changes and local contracts need to be amended accordingly.

Now, Therefore, Be It Resolved, That the 2018 County Budget is hereby amended as follows:

**Increase:**

|                |                                    |          |
|----------------|------------------------------------|----------|
| 01432000 04732 | Children's Home - Jefferson County | \$52,000 |
|----------------|------------------------------------|----------|

**Decrease:**

|                |                |          |
|----------------|----------------|----------|
| 01432000 04718 | JRC Employment | \$52,000 |
|----------------|----------------|----------|

and be it further

Resolved, That the Chairman of the Board of Legislators and the Community Services Board are hereby authorized and directed to execute any necessary amended agreements relative to these changes, with the approval of the County Attorney as to form and content.

Seconded by Legislator: \_\_\_\_\_

---

State of New York    )  
                                  ) ss.:  
County of Jefferson )

I, the undersigned, Clerk of the Board of Legislators of the County of Jefferson, New York, do hereby certify that I have compared the foregoing copy of Resolution No. \_\_\_\_\_ of the Board of Legislators of said County of Jefferson with the original thereof on file in my office and duly adopted by said Board at a meeting of said Board on the \_\_\_\_\_ day of \_\_\_\_\_, 20\_\_\_\_ and that the same is a true and correct copy of such Resolution and the whole thereof.

In testimony whereof, I have hereunto set my hand and affixed the seal of said County this \_\_\_\_\_ day of \_\_\_\_\_, 20\_\_\_\_.

\_\_\_\_\_  
Clerk of the Board of Legislators

---

**JEFFERSON COUNTY BOARD OF LEGISLATORS**  
**Resolution No. \_\_\_\_\_**

Authorizing Agreement with NYSDOH for Rabies Program

By Legislator: \_\_\_\_\_

Whereas, The Jefferson County Public Health Service (JCPHS) has been notified by the NYS Department of Health of the re-award of funding for the Rabies Program in an annual amount of \$28,713 for the new period of April 1, 2019 through March 31, 2022 with 1 year renewals within that time period, and

Whereas, The purpose of the Rabies Program is to provide human rabies treatment, specimen collections, pet vaccination clinics, and education and prevention activities within Jefferson County, and

Whereas, Such funds are already in the 2019 County Budget.

Now, Therefore, Be It Resolved, that the Chairman of the Board of Legislators is hereby authorized and directed to execute said agreement with the NYS Department of Health, subject to approval by the County Attorney as to form and content.

Seconded by Legislator: \_\_\_\_\_

---

State of New York    )  
                                  ) ss.:  
County of Jefferson )

I, the undersigned, Clerk of the Board of Legislators of the County of Jefferson, New York, do hereby certify that I have compared the foregoing copy of Resolution No. \_\_\_\_\_ of the Board of Legislators of said County of Jefferson with the original thereof on file in my office and duly adopted by said Board at a meeting of said Board on the \_\_\_\_\_ day of \_\_\_\_\_, 20\_\_\_\_ and that the same is a true and correct copy of such Resolution and the whole thereof.

In testimony whereof, I have hereunto set my hand and affixed the seal of said County this \_\_\_\_\_ day of \_\_\_\_\_, 20\_\_\_\_.

\_\_\_\_\_  
Clerk of the Board of Legislators

---

**JEFFERSON COUNTY BOARD OF LEGISLATORS**  
**Resolution No. \_\_\_\_\_**

Appointing Member to Jefferson County Public Health Service  
Professional Advisory Committee

By Legislator: \_\_\_\_\_

Resolved, That the following individual be and is hereby appointed as a member of the Professional Advisory Committee for a term to expire as indicated below:

| <u>Members</u>                           | <u>Term to Expire</u> |
|--|-----------------------|
| <u>New Appointment:</u><br>Alicia Ruperd | 12/31/2022            |

Seconded by Legislator: \_\_\_\_\_

---

State of New York    )  
                                  ) ss.:  
County of Jefferson )

I, the undersigned, Clerk of the Board of Legislators of the County of Jefferson, New York, do hereby certify that I have compared the foregoing copy of Resolution No. \_\_\_\_\_ of the Board of Legislators of said County of Jefferson with the original thereof on file in my office and duly adopted by said Board at a meeting of said Board on the \_\_\_\_\_ day of \_\_\_\_\_, 20\_\_\_\_ and that the same is a true and correct copy of such Resolution and the whole thereof.

In testimony whereof, I have hereunto set my hand and affixed the seal of said County this \_\_\_\_\_ day of \_\_\_\_\_, 20\_\_\_\_.

\_\_\_\_\_  
Clerk of the Board of Legislators

---



# Alicia A. Ruperd

30255 Britton Drive · Carthage, NY 13619 ·

## EDUCATION:

- May 2007 B.A, Sociology, SUNY Potsdam
- May 2006 B.Tech., Criminal Investigations, SUNY Canton  
Overall GPA: 3.79
- May 2004 A.A.S, Criminal Justice, Jefferson Community College

## EXPERIENCE:

Dec. 2016 – Present

### **Mental Health Services Coordinator,**

Jefferson County Community Services

Watertown, NY

- Supervises and coordinates mental health services to individuals with higher level service needs
- Participates in the development of policy and procedures for the treatment of people with mental illness and other special populations
- Responsible for the direct provision of services for clients being evaluated for Assisted Outpatient Treatment Services
- Review and investigation of individuals for potential provision of Assisted Outpatient Treatment
- Arranges for physician's exams, affidavits, court testimony and treatment plans
- Reviews and implements any court ordered treatment plans

Oct. 2013 – Dec. 2016

### **Intake Coordinator/Eating Disorders Case Manager,**

Transitional Living Services of Northern New York

Watertown, NY

- Secured information including medical, psychiatric, and social factors contributing to a client's request for services
- Completed Intake Assessments for the purpose of evaluating an applicant's capacities and abilities
- Prepared agendas and completed minutes for Admissions Meetings (Community Based and Residential)
- Made admission recommendations to the Program Directors
- Compiled records and prepared statistical reports on referrals, admissions, and discharges
- Collaborated with other community resources including weekly attendance at Single Point of Access (SPOA)/Single Point of Entry (SPOE) meetings in Jefferson, Lewis, and St. Lawrence Counties
- Provided information and support to clients, referrers and families
- Facilitated linking individuals and families to the most appropriate level of care to meet their needs

Oct. 2009-June 2016

### **Head Coach,**

CNY Storm All-Stars (formerly Northern New York (NNY) All-Starz)

Watertown, NY

- Assisted with supervision, training, education, and credentialing of new staff
- Encouraged good sportsmanship and leadership
- Developed plans for effective practices
- Assisted with monthly billing and athlete payments through QuickBooks
- Maintained athlete records to ensure that USASF registration was correct and up to date
- Maintained program and staff records to ensure that USASF membership and credentialing were correct and up to date
- Maintained CPR and Standard First Aid Certifications
- Maintained USASF Credentials in Tumbling, Building Skills, and Stunting Levels 1-5

Oct. 2013 – Jan 2016

### **Lewis County SPOA/E Coordinator,**

Transitional Living Services of Northern New York

Watertown, NY

- Chaired the Lewis County SPOA and SPOE meetings
- Prepared agendas and completed minutes for SPOA and SPOE Meetings
- Completed Child and Adolescent Needs and Strengths Assessments(CANS-MH) as well as Adult Needs and Strengths Assessments(ANSA-MH)
- Provided information and support to clients, referrers, and families
- Facilitated linking individuals and families to the most appropriate level of care to meet their needs

|                     |   |               |
|---------------------|---|---------------|
| June 2011-Oct. 2013 | <b>Intake Coordinator for the Community Clinic of Jefferson County,</b>   | Watertown, NY |
|                     | Children's Home of Jefferson County   |               |
|                     | <ul style="list-style-type: none"> <li>• Trained and directed new CCJC support staff</li> <li>• Assisted with development of policies and procedures to effectively triage and treat clients in need</li> <li>• Conducted initial contacts with referral sources of potential clients</li> <li>• Gathered clinical, medical, and demographic data to determine appropriate referral and level of care via telephone or in person</li> <li>• Triageed and evaluated the client need vs. service availability of clients and families for outpatient referrals</li> <li>• Coordinated referral and intake process</li> <li>• Facilitated the admission process and maintain communication with referral sources, families, clients and clinical staff</li> <li>• Attended and participated in scheduled SPOA/SPOE meetings</li> </ul> |               |
| Aug. 2010-June 2011 | <b>Child Intensive Case Manager,</b>  | Watertown, NY |
|                     | Children's Home of Jefferson County   |               |
|                     | <ul style="list-style-type: none"> <li>• Provided care to children with severe and persistent mental illness</li> <li>• Assisted parents in accessing various community services, such as helping to link the child to medical, social, educational providers or other programs</li> <li>• Conducted Child and Adolescent Needs and Strengths Assessments(CANS-MH)</li> <li>• Wrote person centered Service Plans</li> <li>• Worked with parents and children to develop an individualized service plan that specifies the goals and actions to address</li> </ul>  |               |
| Feb. 2008-Aug. 2010 | <b>Residential Caseworker,</b>  | Watertown, NY |
|                     | Children's Home of Jefferson County   |               |
|                     | <ul style="list-style-type: none"> <li>• Acted as a liaison between youths, parents, the county, and the court system</li> <li>• Provided Supportive Counseling to youths</li> <li>• Wrote Family Assessment and Service Plans (FASPs)</li> <li>• Scheduled and conducted Service Plan Reviews</li> <li>• Worked with CHJC Counselors to write and complete Diagnostic Evaluations</li> </ul>   |               |
| July 2007-Feb. 2008 | <b>Casework Assistant,</b>  | Watertown, NY |
|                     | Children's Home of Jefferson County   |               |
| June 2007-July 2007 | <b>Direct Care Staff,</b>   | Watertown, NY |
|                     | Children's Home of Jefferson County   |               |
| Jan. 2007-May 2007  | <b>Intern,</b>  | Watertown, NY |
|                     | Children's Home of Jefferson County   |               |
| Jan. 2006-May 2006  | <b>Intern,</b>  | Syracuse, NY  |
|                     | Onondaga Medical Examiner's Office  |               |

**Office for the Aging Monthly Report to  
The Health and Human Services Committee  
2018**

**October 2018 Data:**

|  | Jan.   | Feb.  | Mar. | Apr  | May    | June   | July | Aug. | Sept. | Oct.  | Nov. | Dec. |
|--|--------|-------|------|------|--------|--------|------|------|-------|-------|------|------|
| Total No. of Home Delivered Meals Provided:                  | 10,090 | 9,222 | 9762 | 9601 | 10,676 | 10,947 | 9476 | 9834 | 8068  | 11662 |      |      |
| Total No. of Congregate Meals Served:                        | 1718   | 1607  | 1837 | 1647 | 1758   | 1642   | 2073 | 1922 | 1643  | 1898  |      |      |
| Total No. of Clients Receiving Meals:                        | 595    | 621   | 638  | 600  | 604    | 597    | 599  | 593  | 539   | 552   |      |      |
| Number of Clients Receiving Home Care/Case Mgt.:             | 105    | 108   | 106  | 125  | 125    | 122    | 121  | 116  | 115   | 117   |      |      |
| Number of Individuals Receiving Health Insurance Counseling: | 108    | 86    | 98   | 69   | 94     | 87     | 74   | 74   | 62    | 116   |      |      |
| Number of Clients Coming Directly Into the Office:           | 102    | 101   | 94   | 86   | 87     | 200    | 133  | 130  | 117   | 154   |      |      |
| Number of NY Connects Contacts:                              | 262    | 200   | 213  | 188  | 191    | 188    | 205  | 224  | 211   | 146   |      |      |

**Office for the Aging Monthly Report to  
The Health and Human Services Committee  
2018**

Outreach Events:

9/18 – Alex Bay Congregate Nutrition Site – OFA and NY Connects overview, 15 attended, all white, rural, socially isolated, income not determined

9/19 – West Side Terrace Senior Apartments, Carthage – OFA and NY Connects overview, 11 attended, all white, rural, socially isolated, all low income

9/19 – Long Falls Senior Apartments Congregate Nutrition site, Carthage – OFA and NY Connects overview, 11 attended, all white, rural, socially isolated, all low income

9/25 - Evans Mills Congregate Nutrition Site – OFA and NY Connects overview, 11 attended, all white, rural, socially isolated, income not determined



## 2018 COMMUNITY SERVICES OFFICE EXPENSE/REVENUE REPORT

10/31/2018

| <u>PROGRAM</u>        | <u>JAN</u>         | <u>FEB</u>       | <u>MAR</u>         | <u>APR</u>         | <u>MAY</u>       | <u>JUNE</u>        | <u>JULY</u>      | <u>AUG</u>         | <u>SEPT</u>      | <u>OCT</u>       | <u>NOV</u> | <u>DEC</u> | <u>TOTALS<br/>Y-T-D</u> | <u>TOTAL<br/>BUDGET</u> | <u>BALANCE<br/>AVAILABLE</u> | <u>% USED</u> |
|-----------------------|--------------------|------------------|--------------------|--------------------|------------------|--------------------|------------------|--------------------|------------------|------------------|------------|------------|-------------------------|-------------------------|------------------------------|---------------|
| <b>EARLY INTERV.</b>  |                    |                  |                    |                    |                  |                    |                  |                    |                  |                  |            |            |                         |                         |                              |               |
| EXPENSES              | \$0                | \$5,995          | \$16,160           | \$25,269           | \$14,670         | \$26,081           | \$31,338         | \$9,333            | \$22,318         | \$18,631         |            |            | \$169,795               | \$440,000               | \$270,205                    | 38.59%        |
| REVENUES              | \$686              | \$910            | \$35,778           | \$0                | \$33,508         | \$966              | \$14,976         | \$15,123           | \$1,148          | \$1,274          |            |            | \$104,369               | \$220,018               | \$115,649                    | 47.44%        |
| <b>PRESCHOOL</b>      |                    |                  |                    |                    |                  |                    |                  |                    |                  |                  |            |            |                         |                         |                              |               |
| EXPENSES              | \$0                | \$5,559          | \$622,953          | \$295,392          | \$367,454        | \$308,032          | \$437,674        | \$581,591          | \$240,577        | \$145,046        |            |            | \$3,004,278             | \$5,325,000             | \$2,320,722                  | 56.42%        |
| REVENUES              | \$0                | \$0              | \$0                | \$0                | \$0              | \$0                | \$0              | \$0                | \$0              | \$0              |            |            | \$0                     | \$3,331,000             | \$3,331,000                  | 0.00%         |
| <b>OPWDD</b>          |                    |                  |                    |                    |                  |                    |                  |                    |                  |                  |            |            |                         |                         |                              |               |
| EXPENSES(ADMIN)       | \$0                | \$0              | \$0                | \$0                | \$0              | \$0                | \$0              | \$0                | \$0              | \$0              |            |            | \$0                     | \$13,866                | \$13,866                     | 0.00%         |
| REVENUES              | \$1,560            | \$0              | \$1,560            | \$0                | \$0              | \$1,560            | \$0              | \$0                | \$0              | \$4,560          |            |            | \$9,240                 | \$6,933                 | (\$2,307)                    | 133.28%       |
| <b>OASAS</b>          |                    |                  |                    |                    |                  |                    |                  |                    |                  |                  |            |            |                         |                         |                              |               |
| EXPENSES              | \$395,710          | \$105,600        | \$401,296          | \$275,240          | \$140,119        | \$96,994           | \$72,149         | \$62,270           | \$56,401         | \$55,760         |            |            | \$1,661,539             | \$3,114,871             | \$1,453,332                  | 53.34%        |
| REVENUES              | \$639,911          | \$81,714         | \$0                | \$556,846          | \$190,386        | \$473,285          | \$91,928         | \$81,715           | \$0              | \$560,784        |            |            | \$2,676,569             | \$2,904,223             | \$227,654                    | 92.16%        |
| <b>OMH</b>            |                    |                  |                    |                    |                  |                    |                  |                    |                  |                  |            |            |                         |                         |                              |               |
| EXPENSES              | \$49,608           | \$320,123        | \$121,044          | \$368,131          | \$269,660        | \$80,912           | \$191,069        | \$374,470          | \$320,213        | \$112,112        |            |            | \$2,207,342             | \$3,360,826             | \$1,153,484                  | 65.68%        |
| REVENUES              | \$686,341          | \$275,361        | \$61,731           | \$578,911          | \$0              | \$609,176          | \$312,383        | \$0                | \$859,601        | \$0              |            |            | \$3,383,504             | \$3,015,989             | (\$367,515)                  | 112.19%       |
| <b>TOTAL EXPENSES</b> | <b>\$445,318</b>   | <b>\$437,277</b> | <b>\$1,161,453</b> | <b>\$964,032</b>   | <b>\$791,903</b> | <b>\$512,019</b>   | <b>\$732,230</b> | <b>\$1,027,664</b> | <b>\$639,509</b> | <b>\$331,549</b> | <b>\$0</b> | <b>\$0</b> | <b>\$7,042,954</b>      | <b>\$12,254,563</b>     | <b>\$5,211,609</b>           | <b>57.47%</b> |
| <b>TOTAL REVENUES</b> | <b>\$1,328,498</b> | <b>\$357,985</b> | <b>\$99,069</b>    | <b>\$1,135,757</b> | <b>\$223,894</b> | <b>\$1,084,987</b> | <b>\$419,287</b> | <b>\$96,838</b>    | <b>\$860,749</b> | <b>\$566,618</b> | <b>\$0</b> | <b>\$0</b> | <b>\$6,173,682</b>      | <b>\$9,478,163</b>      | <b>\$3,304,481</b>           | <b>65.14%</b> |

OPWDD= OFFICE OF PEOPLE WITH DEVELOPMENTAL DISABILITIES  
OASAS= OFFICE OF ALCOHOL AND SUBSTANCE ABUSE SERVICES

OMH= OFFICE OF MENTAL HEALTH

**Jefferson County Public Health Service Home Health Care Statistical Performance  
For the Nine Months Ended September 30, 2018**

| A                       |        |        |        |        |        |            |           |          |                         | B      |        |        |        |        |            |        |          |           |         |
|-------------------------|--------|--------|--------|--------|--------|------------|-----------|----------|-------------------------|--------|--------|--------|--------|--------|------------|--------|----------|-----------|---------|
| REFERRALS               |        |        |        | MTD    | YTD    | 2018       | Amount of | Percent  | AVERAGE DAILY CENSUS    |        |        |        |        |        | MTD        | YTD    | 2018     | Amount of | Percent |
|                         | 2015   | 2016   | 2017   | Actual | Actual | Annualized | Change    | Change   |                         | 2015   | 2016   | 2017   | Actual | Actual | Annualized | Change | Change   |           |         |
| CHHA                    | 1,655  | 1,669  | 1,908  | 162    | 1,665  | 1,998      | 90        | 4.72%    | CHHA                    | 186    | 216    | 214    | 179    | 213    | 213        | -1     | -0.56%   |           |         |
| LTHHCP                  | 72     | 4      | 0      | 0      | 0      | 0          | 0         | 0.00%    | LTHHCP                  | 67     | 6      | 0      | 0      | 0      | 0          | 0      | 0.00%    |           |         |
| PREVENT                 | 219    | 142    | 55     | 0      | 1      | 1          | -54       | -97.82%  | PREVENT                 | 21     | 15     | 4      | 1      | 1      | 1          | -3     | -17.33%  |           |         |
| Rabies                  | 0      | 0      | 0      | 0      | 0      | 0          | 0         | 0.00%    | Rabies                  | 0      | 0      | 0      | 0      | 0      | 0          | 0      | 0.00%    |           |         |
| Communicable Disease    | 2,180  | 2,899  | 3,757  | 305    | 4,195  | 5,034      | 1,277     | 33.99%   | PREVENT Sub-TOTAL       | 21     | 15     | 4      | 1      | 1      | 1          | -3     | -17.33%  |           |         |
| Newborn Screening       | 12     | 9      | 6      | 0      | 4      | 5          | -1        | -20.00%  |                         |        |        |        |        |        |            |        |          |           |         |
| PREVENT Sub-Total       | 2,411  | 3,050  | 3,818  | 305    | 4,200  | 5,040      | 1,222     | 32.01%   | GRAND TOTAL             | 274    | 237    | 218    | 180    | 214    | 214        | -4     | -1.74%   |           |         |
| GRAND TOTAL             | 4,138  | 4,723  | 5,726  | 467    | 5,865  | 7,038      | 1,312     | 22.91%   |                         |        |        |        |        |        |            |        |          |           |         |
| VISITS                  |        |        |        | MTD    | YTD    | 2018       | Amount of | Percent  | PARAPROFESSIONAL HOURS* |        |        |        |        |        | MTD        | YTD    | 2018     | Amount of | Percent |
|                         | 2015   | 2016   | 2017   | Actual | Actual | Annualized | Change    | Change   |                         | 2015   | 2016   | 2017   | Actual | Actual | Annualized | Change | Change   |           |         |
| CHHA                    | 12,499 | 12,850 | 13,879 | 841    | 10,925 | 13,110     | -769      | -5.54%   | AGENCY CHHA             |        |        |        |        |        |            |        |          |           |         |
| Skilled Nursing         | 2,103  | 3,267  | 3,321  | 366    | 2,942  | 3,530      | 209       | 6.31%    | Home Health Aide        | 2,782  | 3,828  | 3,146  | 261    | 2,661  | 3,193      | 47     | 1.50%    |           |         |
| Physical Therapy        | 51     | 83     | 61     | 0      | 0      | 0          | -61       | -100.00% | Personal Care Aide      | 0      | 602    | 232    | 0      | 12     | 14         | -218   | -93.79%  |           |         |
| Speech Therapy          | 304    | 547    | 665    | 66     | 589    | 707        | 42        | 6.29%    | CHHA Sub-TOTAL          | 2,782  | 4,430  | 3,378  | 261    | 2,673  | 3,208      | -170   | -5.04%   |           |         |
| Medical Social Worker   | 675    | 713    | 636    | 64     | 688    | 826        | 190       | 29.81%   | AGENCY LTHHCP           |        |        |        |        |        |            |        |          |           |         |
| Occupational Therapy    | 139    | 157    | 173    | 11     | 105    | 126        | -47       | -27.17%  | Home Health Aide        | 1,186  | 89     | 0      | 0      | 0      | 0          | 0      | 0.00%    |           |         |
| Nutrition               | 5,155  | 7,691  | 6,412  | 384    | 4,244  | 5,093      | -1,319    | -20.57%  | Personal Care Aide      | 1,143  | 295    | 0      | 0      | 0      | 0          | 0      | 0.00%    |           |         |
| Home Health Aide        | 0      | 2,465  | 958    | 0      | 42     | 50         | -908      | -94.74%  | LTHHCP Sub-TOTAL        | 2,329  | 384    | 0      | 0      | 0      | 0          | 0      | 0.00%    |           |         |
| Personal Care Aide      | 20,926 | 27,773 | 26,105 | 1,732  | 19,535 | 23,442     | -2,663    | -10.20%  | TOTAL AGENCY            | 5,111  | 4,814  | 3,378  | 261    | 2,673  | 3,208      | -170   | -5.04%   |           |         |
| Sub-TOTAL               |        |        |        |        |        |            |           |          | CONTRACT CHHA           |        |        |        |        |        |            |        |          |           |         |
| LTHHCP                  | 2,402  | 180    | 0      | 0      | 0      | 0          | 0         | 0.00%    | Home Health Aide        | 2,565  | 7,493  | 5,032  | 211    | 2,825  | 3,390      | -1,642 | -32.63%  |           |         |
| Skilled Nursing         | 72     | 1      | 0      | 0      | 0      | 0          | 0         | 0.00%    | Caregivers              | 0      | 322    | 428    | 64     | 524    | 629        | 201    | 46.92%   |           |         |
| Physical Therapy        | 2      | 0      | 0      | 0      | 0      | 0          | 0         | 0.00%    | US CARE SYSTEMS         | 181    | 0      | 0      | 0      | 0      | 0          | 0      | 0.00%    |           |         |
| Speech Therapy          | 155    | 9      | 0      | 0      | 0      | 0          | 0         | 0.00%    | Family Home Care        | 834    | 0      | 0      | 0      | 0      | 0          | 0      | 0.00%    |           |         |
| Medical Social Worker   | 30     | 0      | 0      | 0      | 0      | 0          | 0         | 0.00%    | Home Care Plus (Sibley) | 3,580  | 7,815  | 5,460  | 275    | 3,349  | 4,019      | -1,441 | -26.40%  |           |         |
| Occupational Therapy    | 13     | 2      | 0      | 0      | 0      | 0          | 0         | 0.00%    | Sub-TOTAL               |        |        |        |        |        |            |        |          |           |         |
| Nutrition               | 2,131  | 372    | 0      | 0      | 0      | 0          | 0         | 0.00%    | Personal Care Aide      | 0      | 2,774  | 853    | 0      | 33     | 40         | -813   | -95.36%  |           |         |
| Home Health Aide        | 60     | 0      | 0      | 0      | 0      | 0          | 0         | 0.00%    | Caregivers              | 0      | 475    | 457    | 0      | 0      | 0          | -457   | -100.00% |           |         |
| Housekeeper             | 9,411  | 1,599  | 0      | 0      | 0      | 0          | 0         | 0.00%    | US CARE SYSTEMS         | 0      | 3,249  | 1,310  | 0      | 33     | 40         | -1,270 | -96.98%  |           |         |
| Personal Care Aide      | 14,276 | 2,163  | 0      | 0      | 0      | 0          | 0         | 0.00%    | Sub-TOTAL               |        |        |        |        |        |            |        |          |           |         |
| Sub-TOTAL               | 35,202 | 29,936 | 26,105 | 1,732  | 19,535 | 23,442     | -2,663    | -10.20%  | CONTRACT LTHHCP         |        |        |        |        |        |            |        |          |           |         |
| CHHA & LTHHCP SUB-TOTAL |        |        |        |        |        |            |           |          | Home Health Aide        |        |        |        |        |        |            |        |          |           |         |
| PREVENT                 | 437    | 540    | 34     | 0      | 19     | 23         | -11       | -32.94%  | Caregivers              | 1,367  | 284    | 0      | 0      | 0      | 0          | 0      | 0.00%    |           |         |
| Skilled Nursing         | 0      | 0      | 0      | 0      | 0      | 0          | 0         | 0.00%    | US CARE SYSTEMS         | 0      | 0      | 0      | 0      | 0      | 0          | 0      | 0.00%    |           |         |
| Physical Therapy        | 0      | 0      | 0      | 0      | 0      | 0          | 0         | 0.00%    | Family Home Care        | 113    | 0      | 0      | 0      | 0      | 0          | 0      | 0.00%    |           |         |
| Speech Therapy          | 0      | 27     | 0      | 0      | 0      | 0          | 0         | 0.00%    | Home Care Plus (Sibley) | 32     | 0      | 0      | 0      | 0      | 0          | 0      | 0.00%    |           |         |
| Medical Social Worker   | 0      | 0      | 0      | 0      | 0      | 0          | 0         | 0.00%    | Sub-TOTAL               | 1,512  | 284    | 0      | 0      | 0      | 0          | 0      | 0.00%    |           |         |
| Occupational Therapy    | 7      | 0      | 0      | 0      | 0      | 0          | 0         | 0.00%    | Personal Care Aide      |        |        |        |        |        |            |        |          |           |         |
| Nutrition               | 0      | 0      | 0      | 0      | 0      | 0          | 0         | 0.00%    | Caregivers              | 13,869 | 2,630  | 0      | 0      | 0      | 0          | 0      | 0.00%    |           |         |
| Home Health Aide        | 0      | 0      | 0      | 0      | 0      | 0          | 0         | 0.00%    | US CARE SYSTEMS         | 0      | 19     | 0      | 0      | 0      | 0          | 0      | 0.00%    |           |         |
| Personal Care Aide      | 444    | 567    | 34     | 0      | 19     | 23         | -11       | -32.94%  | Family Home Care        | 1,281  | 0      | 0      | 0      | 0      | 0          | 0      | 0.00%    |           |         |
| Sub-TOTAL               |        |        |        |        |        |            |           |          | Home Care Plus (Sibley) | 3,804  | 0      | 0      | 0      | 0      | 0          | 0      | 0.00%    |           |         |
| TOTAL VISITS            |        |        |        |        |        |            |           |          | Sub-TOTAL               | 18,954 | 2,649  | 0      | 0      | 0      | 0          | 0      | 0.00%    |           |         |
| Skilled Nursing         | 15,338 | 13,570 | 13,913 | 841    | 10,944 | 13,133     | -780      | -5.61%   | Housekeeper             |        |        |        |        |        |            |        |          |           |         |
| Physical Therapy        | 2,175  | 3,268  | 3,321  | 366    | 2,942  | 3,530      | 209       | 6.31%    | Caregivers              | 59     | 0      | 0      | 0      | 0      | 0          | 0      | 0.00%    |           |         |
| Speech Therapy          | 53     | 83     | 61     | 0      | 0      | 0          | -61       | -100.00% | US CARE SYSTEMS         | 0      | 0      | 0      | 0      | 0      | 0          | 0      | 0.00%    |           |         |
| Medical Social Worker   | 459    | 583    | 665    | 66     | 589    | 707        | 42        | 6.29%    | Family Home Care        | 0      | 0      | 0      | 0      | 0      | 0          | 0      | 0.00%    |           |         |
| Occupational Therapy    | 705    | 713    | 636    | 64     | 688    | 826        | 190       | 29.81%   | Home Care Plus (Sibley) | 56     | 0      | 0      | 0      | 0      | 0          | 0      | 0.00%    |           |         |
| Nutrition               | 159    | 159    | 173    | 11     | 105    | 126        | -47       | -27.17%  | Sub-TOTAL               | 115    | 0      | 0      | 0      | 0      | 0          | 0      | 0.00%    |           |         |
| Home Health Aide        | 7,286  | 8,063  | 6,412  | 384    | 4,244  | 5,093      | -1,319    | -20.57%  | LTHHCP Sub-TOTAL        | 20,581 | 2,933  | 0      | 0      | 0      | 0          | 0      | 0.00%    |           |         |
| Housekeeper             | 60     | 0      | 0      | 0      | 0      | 0          | 0         | 0.00%    | TOTAL CONTRACT          | 24,161 | 13,997 | 6,770  | 275    | 3,382  | 4,058      | -2,712 | -40.05%  |           |         |
| Personal Care Aide      | 9,411  | 4,064  | 958    | 0      | 42     | 50         | -908      | -94.74%  | TOTAL HOURS             |        |        |        |        |        |            |        |          |           |         |
| Sub-TOTAL               |        |        |        |        |        |            |           |          | Home Health Aide        | 9,060  | 12,016 | 8,606  | 536    | 6,010  | 7,212      | -1,394 | -16.20%  |           |         |
| GRAND TOTAL             | 35,646 | 30,503 | 26,139 | 1,732  | 19,554 | 23,465     | -2,674    | -10.23%  | Personal Care Aide      | 20,097 | 6,795  | 1,542  | 0      | 45     | 54         | -1,488 | -96.50%  |           |         |
|                         |        |        |        |        |        |            |           |          | Housekeeper             | 115    | 0      | 0      | 0      | 0      | 0          | 0      | 0.00%    |           |         |
|                         |        |        |        |        |        |            |           |          | GRAND TOTAL             | 29,272 | 18,811 | 10,148 | 536    | 6,055  | 7,266      | -2,882 | -28.40%  |           |         |

\*Numbers may not total precisely due to rounding.

# HEALTH BITS


## Communicable Disease Investigation & Prevention

One of the major roles of Jefferson County Public Health Service is to investigate diseases that spread between people. Although physicians have primary responsibility for reporting communicable diseases to the county health department, school nurses, lab directors, infection control practitioners, daycare center directors, health care facilities, state institutions and any other individuals/locations providing health care services are also required to report. Once our “disease detectives” get information about a possible or confirmed case, the investigation begins. We also provide education about these diseases and how to prevent them; including handwashing - one of the best ways to protect yourself from getting sick!

## Unwrapping the Mystery of Diabetes

According to data collected in 2017, 7.6% of adults in Jefferson County have been diagnosed with diabetes. Although there are many more who have not yet been diagnosed. In addition, the CDC estimates that 1 in 3 adults has prediabetes, but 90% of those people don't know they have it. Not only is diabetes a leading cause of death in the U.S., but it also the #1 cause for kidney failure, lower-limb amputation & adult-onset blindness.

The Diabetes Coalition of Jefferson County is hosting their Diabetes Day event on **Tuesday, November 13 from 4:30 - 7:00pm at Samaritan Summit Village**. Come join us to learn how you can prevent/manage diabetes from health experts in our own community!



## CLINICS

---

### STI Testing & Treatment

Tuesday 12:30 - 3:30  
Make an appointment at  
[www.jcphs.org](http://www.jcphs.org)

---

### Immunization

Wednesday 12:30 - 3:30  
Make an appointment at  
[www.jcphs.org](http://www.jcphs.org)

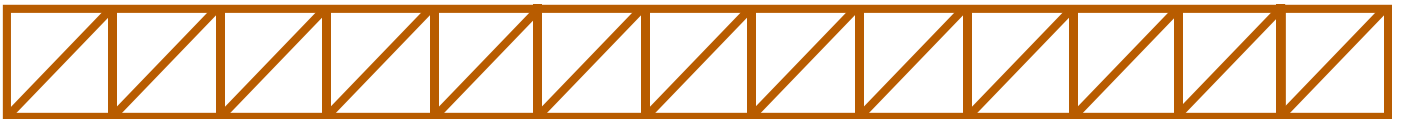
---

### Travel Health

Call 315-786-3720 to  
schedule an appointment

---





## Fight the Flu

Flu is a potentially serious, contagious disease. It can cause mild to severe illness - flu can lead to hospitalization and even death. CDC recommends a three-step approach to fight flu:

1. Get a flu vaccine. Everyone 6 months & older should get a flu vaccine by the end of October. Getting a flu vaccine every year provides the best protection against flu.
2. Take everyday actions to stop the spread of germs. Try to avoid close contact with sick people, and if you become sick, limit your contact with others. Cover your nose & mouth with a tissue when you cough or sneeze, and wash your hands often.
3. Take flu antiviral drugs if your doctor prescribes them. If you get sick with flu, they can be used to treat flu illness. Antiviral drugs can make illness milder & shorten the time you are sick. They may prevent serious flu complications.



## Childhood Lead Poisoning

In 2017, 237 children in Jefferson County had an elevated blood lead level. Lead poisoning can cause problems with a child's growth, behavior and ability to learn. Young children often put toys, fingers, and other objects in their mouth as part of their normal development. This may put them in contact with lead paint or dust. That's why every child in New York State needs to be tested for lead poisoning at ages 1 and 2. Talk with your child's doctor about lead testing.

## Get Vaccinated





Jefferson County Department of Social Services

2018

|                |           |           |        |           |           |           |         |           |          |        |
|----------------|-----------|-----------|--------|-----------|-----------|-----------|---------|-----------|----------|--------|
| <b>BALANCE</b> | 1,139,873 | 1,254,056 | 51,824 | 3,058,267 | 1,385,483 | 1,219,734 | 144,013 | 1,381,528 | (13,818) | 53,585 |
|----------------|-----------|-----------|--------|-----------|-----------|-----------|---------|-----------|----------|--------|

|                          | Daycare<br>6055.46 | * Recipient<br>Services<br>6070.4604 | Medical<br>Assistance<br>6101.4 | MMIS<br>6100.4    | Family<br>Assistance<br>6109.4 | Child<br>Care<br>6119.4 | State<br>Training<br>Schools<br>6129.4 | Safety Net<br>Assistance<br>6140.4 | Heap<br>6141.4 | Emergency<br>Aid to<br>Adults<br>6142.4 |
|--------------------------|--------------------|--------------------------------------|---------------------------------|-------------------|--------------------------------|-------------------------|--|------------------------------------|----------------|---|
| <b>BUDGET</b>            | 2,212,273          | 2,283,096                            | 52,500                          | 19,265,168        | 4,503,853                      | 7,275,000               | 150,000                                | 5,356,055                          | 42,541         | 120,000                                 |
| <b>LOCAL<br/>SHARE %</b> | 0.00%              | 35.00%                               | 25.00%                          | 100.00%           | 0.00%                          | 30.00%                  | 100.00%                                | 71.00%                             | 0.00%          | 50.00%                                  |
| <b>AVG BUD</b>           | 184,356            | 190,258                              | 4,375                           | 1,605,431         | 375,321                        | 606,250                 | 12,500                                 | 446,338                            | 3,545          | 10,000                                  |
| JAN                      | 0                  | 1,125                                | 0                               | 1,481,936         | 223,848                        | 11,212                  | 0                                      | 323,793                            | 36,220         | 3,811                                   |
| FEB                      | 92,409             | 21,144                               | 0                               | 1,852,420         | 238,523                        | 575,450                 | 0                                      | 393,886                            | 56             | 6,594                                   |
| MAR                      | 106,573            | 119,321                              | 0                               | 1,481,936         | 386,277                        | 580,708                 | 0                                      | 450,381                            | 35             | 5,960                                   |
| APR                      | 115,829            | 97,577                               | 676                             | 1,469,756         | 325,694                        | 631,343                 | 0                                      | 431,717                            | 525            | 4,954                                   |
| MAY                      | 97,685             | 109,284                              | 0                               | 1,837,195         | 323,841                        | 674,280                 | 0                                      | 420,456                            | (6,439)        | 8,650                                   |
| JUN                      | 143,361            | 151,243                              | 0                               | 1,469,756         | 322,172                        | 851,485                 | 0                                      | 389,935                            | 16,607         | 9,569                                   |
| JUL                      | 113,785            | 95,938                               | 0                               | 1,837,195         | 246,917                        | 697,899                 | 5,987                                  | 353,616                            | 564            | 10,901                                  |
| AUG                      | 132,573            | 167,028                              | 0                               | 1,469,756         | 387,463                        | 684,125                 | 0                                      | 417,644                            | 7,824          | 9,270                                   |
| SEP                      | 178,330            | 137,410                              | 0                               | 1,469,756         | 336,714                        | 679,389                 | 0                                      | 382,657                            | 379            | 4,748                                   |
| OCT                      | 91,855             | 128,970                              | 0                               | 1,837,195         | 326,921                        | 669,375                 | 0                                      | 410,442                            | 588            | 1,958                                   |
| NOV                      |                    |                                      |                                 |                   |                                |                         |  |                                    |                |   |
| DEC                      |                    |                                      |                                 |                   |                                |                         |  |                                    |                |   |
| <b>TOTAL</b>             | <b>1,072,400</b>   | <b>1,029,040</b>                     | <b>676</b>                      | <b>16,206,901</b> | <b>3,118,370</b>               | <b>6,055,266</b>        | <b>5,987</b>                           | <b>3,974,527</b>                   | <b>56,359</b>  | <b>66,415</b>                           |

|   |           |           |        |            |           |           |         |           |          |        |
|---|-----------|-----------|--------|------------|-----------|-----------|---------|-----------|----------|--------|
| <b>PROJ EXP:<br/>Forecast for<br/>Remainder<br/>of YEAR</b> | 1,441,112 | 1,409,556 | 9,426  | 19,417,763 | 3,869,012 | 7,267,766 | 30,987  | 4,867,203 | 63,449   | 86,415 |
| <b>PROJECTED<br/>BALANCE</b>                                | 771,161   | 873,540   | 43,074 | (152,595)  | 634,841   | 7,234     | 119,013 | 488,852   | (20,908) | 33,585 |

# VETERANS SERVICE AGENCY

## OCTOBER 2018 MONTHLY REPORT

| Month              | Personal Contacts | Tel/Mail Contacts | Total Contacts | Total Services | New Claims | Maintained Claims |
|--------------------|-------------------|-------------------|----------------|----------------|------------|-------------------|
| January            | 57                | 708               | 765            | 1816           | 28         | 9                 |
| February           | 100               | 541               | 641            | 1682           | 24         | 7                 |
| March              | 82                | 671               | 753            | 1841           | 24         | 12                |
| <b>Sub Total</b>   | <b>239</b>        | <b>1920</b>       | <b>2159</b>    | <b>5339</b>    | <b>76</b>  | <b>28</b>         |
| April              | 78                | 671               | 749            | 1915           | 33         | 20                |
| May                | 108               | 774               | 882            | 2242           | 40         | 10                |
| June               | 87                | 663               | 750            | 1766           | 47         | 8                 |
| <b>Sub Total</b>   | <b>273</b>        | <b>2108</b>       | <b>2381</b>    | <b>5923</b>    | <b>120</b> | <b>38</b>         |
| July               | 76                | 646               | 722            | 1665           | 34         | 10                |
| August             | 138               | 632               | 770            | 1887           | 37         | 19                |
| September          | 87                | 676               | 763            | 1741           | 34         | 11                |
| <b>Sub Total</b>   | <b>301</b>        | <b>1954</b>       | <b>2255</b>    | <b>5293</b>    | <b>105</b> | <b>40</b>         |
| October            | 115               | 748               | 863            | 2013           | 41         | 10                |
| November           |                   |                   |                |                |            |                   |
| December           |                   |                   |                |                |            |                   |
| <b>Sub Total</b>   |                   |                   |                |                |            |                   |
| <b>GRAND TOTAL</b> |                   |                   |                |                |            |                   |

\*Contact: Personal visit, phone call, or mail received or sent to/from VSA

\*Service: Amount of assistance provided for each contact

Comments: Oct/2018 contact, service and claim figures were all higher, in some cases significantly higher, than the Oct/2017 figures. In October, the Director completed the Advanced Service Officer Training coordinated and conducted by the American Legion. The training is required every-other-year for all the 115 accredited American Legion Service Officers in the State.